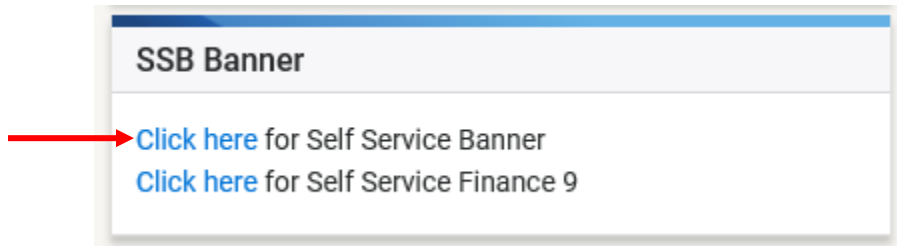


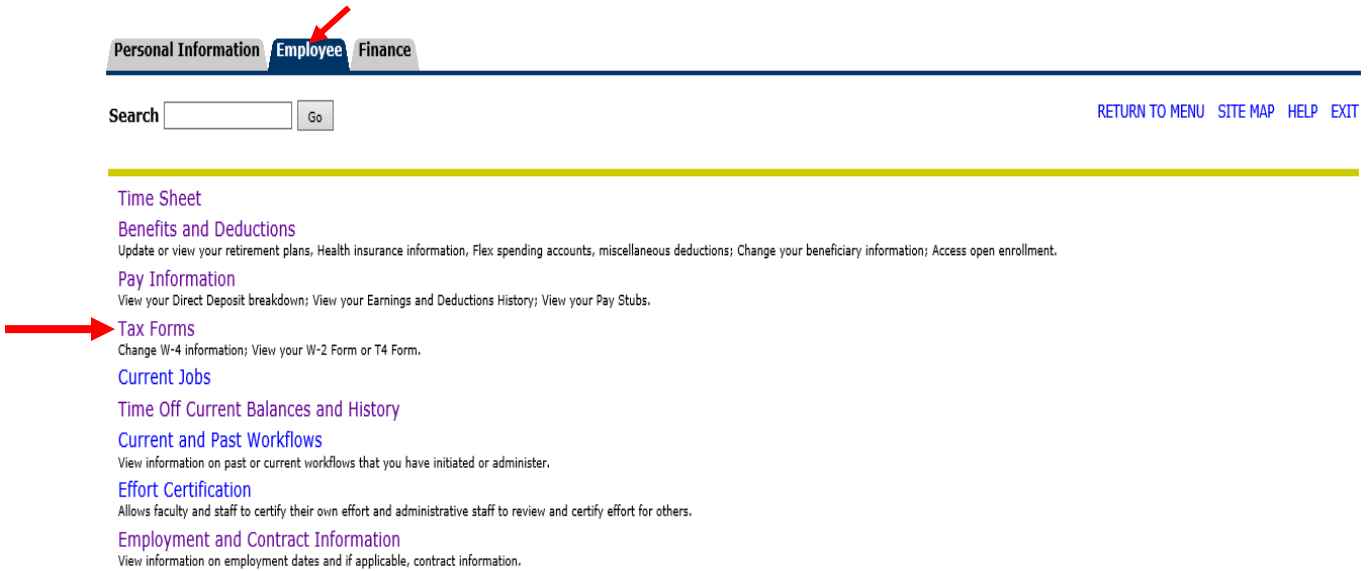
HOW TO ACCESS YOUR ELECTRONIC 1095-C, EMPLOYER-PROVIDED HEALTH INSURANCE OFFER AND COVERAGE FORM

Stockton University – Payroll Office

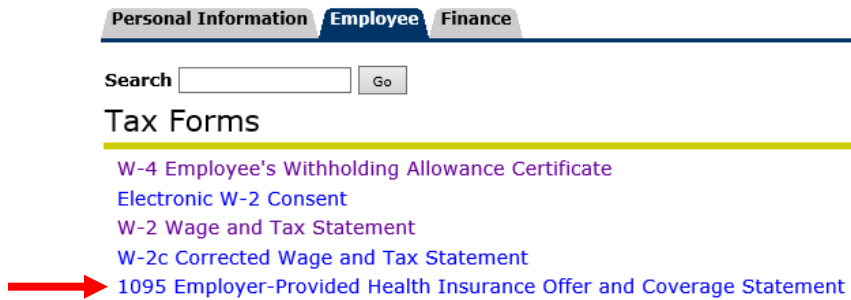
- 1) Log in to the Stockton Portal and click on the Employee tab
- 2) Locate the SSB Banner section on the left-hand side and click on the link for Self Service Banner



- 3) Click on the Employee tab, then click on Tax Forms



- 4) Click on 1095 Employer-Provided Health Insurance Offer and Coverage Statement



- 5) Select the tax year you would like to access from the drop-down menu and click on Display (*NOTE: 1095-Cs for a given calendar year will be available by January 31st of the following year*)

Personal Information **Employee** Finance

Search

[SITE MAP](#) [HELP](#) [EXIT](#)

1095-C Employer-Provided Health Insurance Offer and Coverage Statement

Select the Tax Year and Employer or Institution. Click on Display button.

Tax Year: ←

Employer or Institution:
